

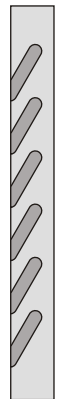


Portalmad
Portas e Janelas de Madeira

Um mundo feito sob medida para você

Veneziana

Veneziana Móvel



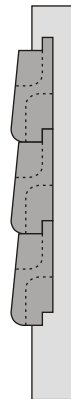
**Palheta
Semi
Portuguesa**



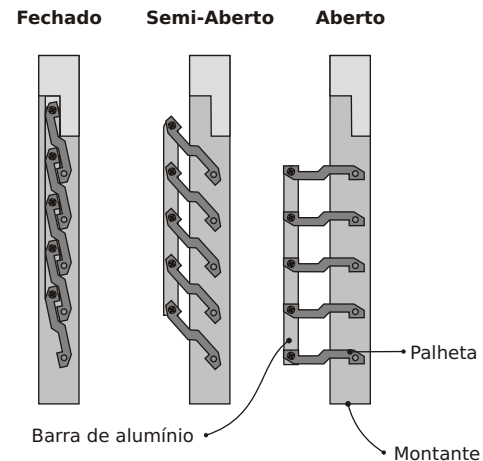
**Palheta
Francesa**



**Palheta
Portuguesa**



**Palheta
Condessa**



detalhe da veneziana móvel

Palheta Móvel

Guarnições

Sóculos



G1



G2



G3



G4



G5



G6



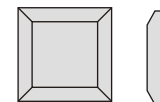
G7



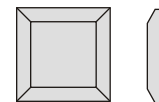
G8



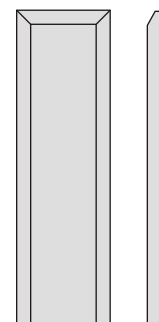
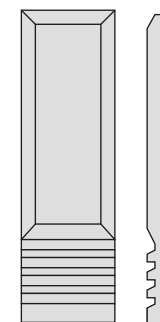
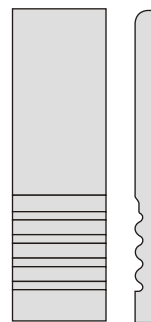
S1




S2




S3




Mod. 01




Mod. 02



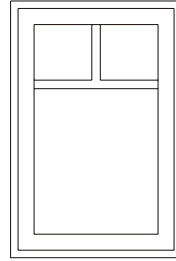
Mod. 03




Mod. 04



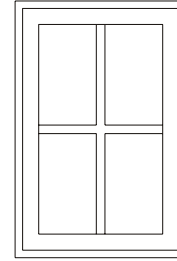
Mod. 05



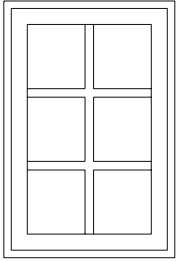
Mod. 06




Mod. 07




Mod. 08




Mod. 09



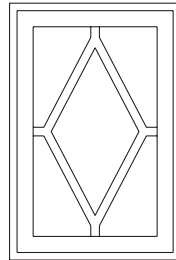
Mod. 10




Mod. 11




Mod. 12




Mod. 13




Mod. 14




Mod. 15



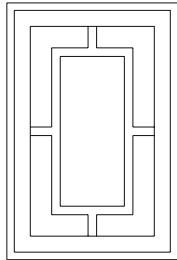
Mod. 16




Mod. 17




Mod. 18




Mod. 19




Mod. 20




Mod. 21




Mod. 22




Mod. 23




Mod. 24




Mod. 25



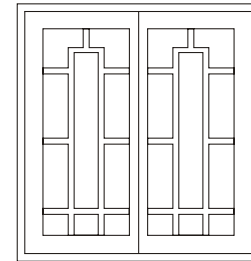
Mod. 26




Mod. 27




Mod. 28




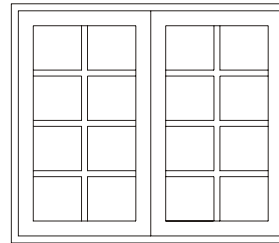
Mod. 29




Janela de abrir



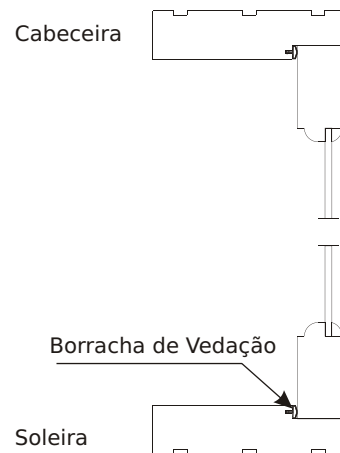
Janela de Abrir com Veneziana



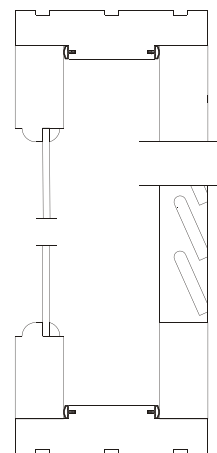
Janela de Abrir com Veneziana em Arco



Janela de Abrir sem Veneziana



Janela de Abrir



Janela de Abrir com Veneziana

Vista Lateral

Janela de Abrir

- A Janela de Abrir pode ser fabricada com folhas de vidro e/ou com folhas de veneziana.
- Pode ser instalada tela tipo postigo sobre a folha de vidro

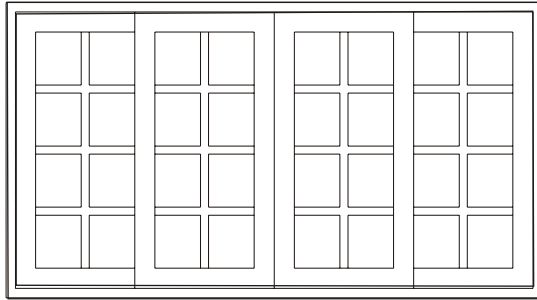
Itens Opcionais

- Vedação de borracha
- Tela tipo postigo

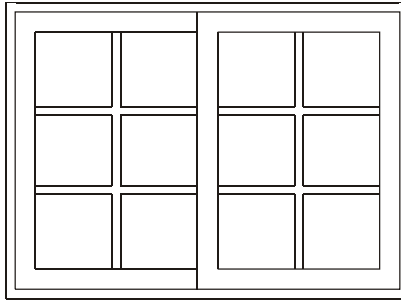
Ferragens

- Cremona Embutida
- Dobradiças com anel (canto reto ou redondo)

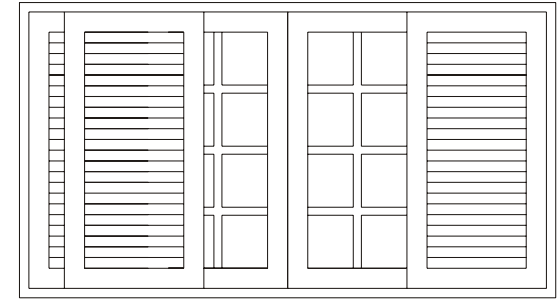
Janelas de correr



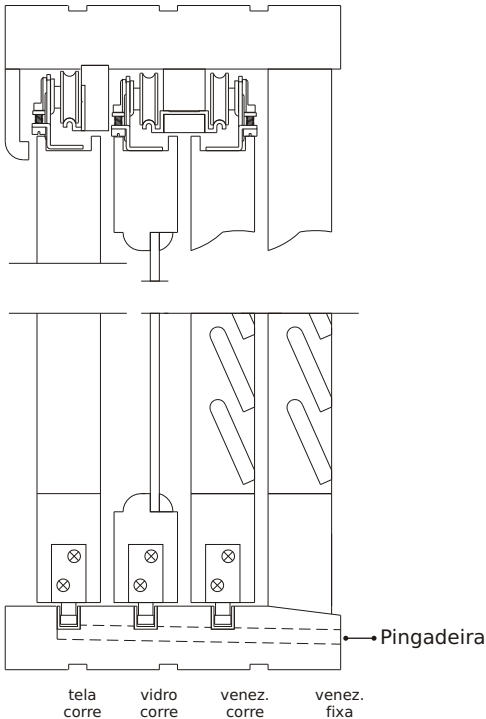
Janela de Correr Quadriculada - 4 folhas



Janela de Correr Quadriculada - 2 folhas



Janela de Correr Quadriculada com Veneziana



Vista Lateral
Detalhe das ferragens e roldanas

Janela de Correr

- A Janela de Correr pode ser fabricada com
 - Folhas de Vidro de correr
 - Folhas de Veneziana de correr
 - Folhas de Tela de correr
 - Pode ser conjugada com folhas Pantográfica

Características

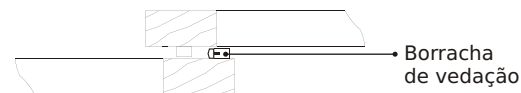
- Trilho Superior com roldanas com esferas
- Permite fácil regulagem das roldanas
- Amortecedor de borracha nas laterais

Itens Opcionais

- Vedação de borracha entre as folhas
- Roldanas com rolamento blindado
- Trilho inferior de alumínio com pino guia
- Trilho superior duplo de alumínio com roldana dupla (com esferas ou rolamento blindado)


Ferragens

- Conchinha de latão
- Fechadura Bico de Papagaio
- Fechadura com chave bipartida
- Fecho concha (bate fecha)




Vista superior
Detalhe da vedação entre as folhas

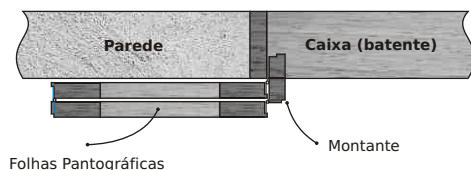
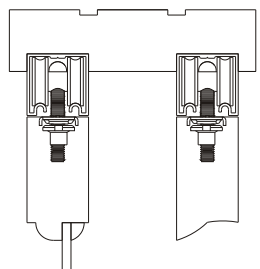
Janela Pantográfica



Janela de Correr Quadriculada
com Veneziana Pantográfica



Janela Quadriculada Pantográfica



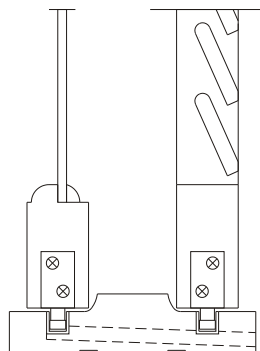
Folhas Pantográficas

Montante

Vista Superior

Detalhe da Pantográfica de Remontar sobre a parede (aberta).

**Não ocupa espaço no interior do ambiente,
pois as folhas ficam remontadas junto a parede.**



Pingadeiro

Vista Lateral - Janela Pantográfica (vidro e veneziana)

Janela Pantográfica (sanfonada)

Pode ser fabricada com

- Folhas de Vidro Pantográfica
- Folhas de Veneziana Pantográfica
- Pode ser fabricada em conjunto com folhas de abrir ou correr

Características

- Trilho Superior duplo com roldana dupla com esferas
- Permite fácil regulagem das roldanas


Itens Opcionais

- Roldana dupla com rolamento blindado
- Trilho inferior de alumínio com pino guia
- Folha Pantográfica de remontar sobre a parede (as folhas não ocupam espaço no interior do ambiente)


Ferragens

- Dobradiças com anel (canto reto ou redondo)
- Cremona embutida (somente com folhas pantográficas)
- Fecho lateral (usa em conjunto com folhas de correr)

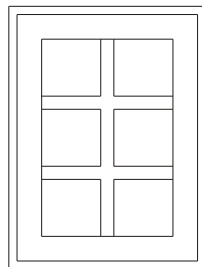
Janela Max-Ar



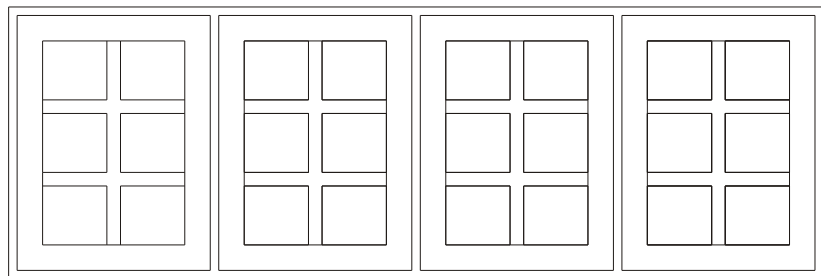
Janela Max-Ar com 2 Módulos e painel fixo inferior



Janela Max-Ar com Arco com 2 Módulos



Janela Max-Ar



Janela Max-Ar com 4 Módulos

Janela Max-ar

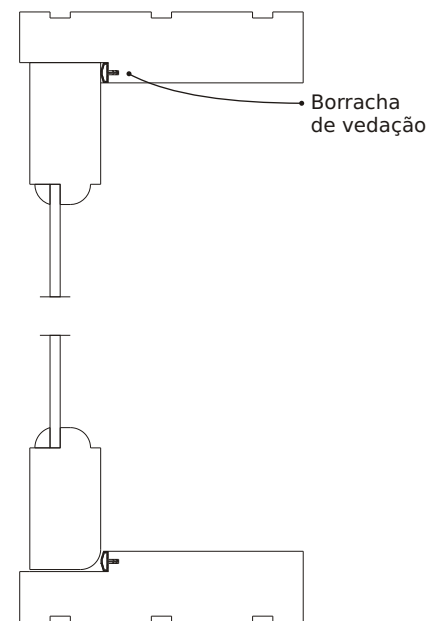
- A janela Max-ar pode ser fabricada em um ou mais módulos.
As folhas abrem projetando-se para fora em um ângulo de até 90 graus
Pode ser instalado opcionalmente tela de abrir na parte interior.

Itens Opcionais

- Vedação de borracha

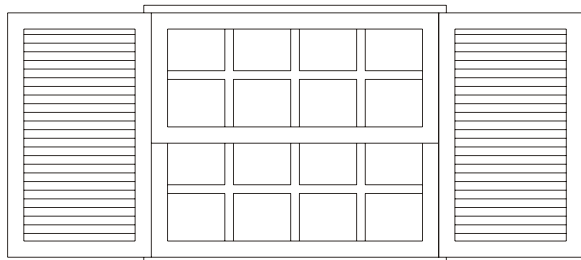
Ferragens

Fecho com ou sem chave
Articulação com regulagem (permite abertura da folha em qualquer posição em até 90 graus)

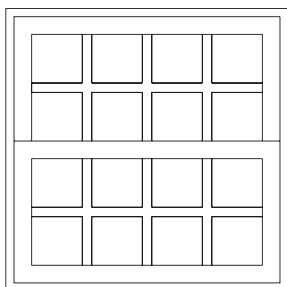


Vista Lateral - Janela Max-ar


Janela Guilhotina



Janela Guilhotina com Veneziana de Abrir

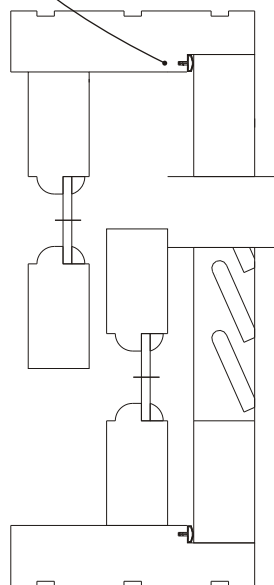


Janela Guilhotina



Janela Guilhotina com 3 Módulos

Borracha de vedação



Vista Lateral - Janela Guilhotina com veneziana de abrir


Janela Guilhotina

- A Janela de Guilhotina tem duas folhas, sendo que a folha inferior movimenta-se verticalmente. Pode ser fabricada com veneziana de abrir.


Ferragens

- Cremona Embutida
- Dobradiças com anel (canto reto ou redondo)

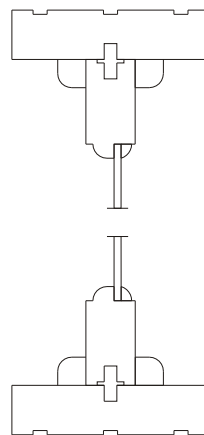
Janela Pivotante



Janela Pivoltante
Quadriculada Reta



Janela Pivoltante
Quadriculada com Arco



Detalhe técnico
Vista Lateral - Janela Pivoltante

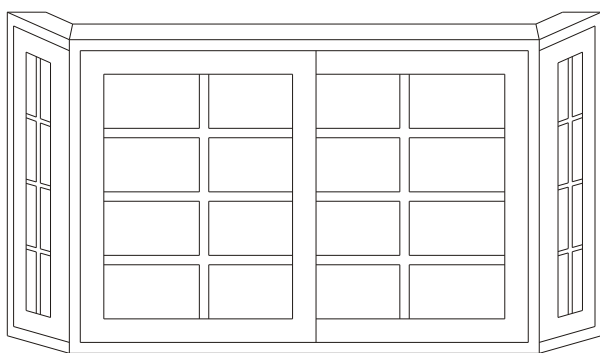
Janela Pivotante

- A Janela pivoltante gira em torno do seu eixo vertical.

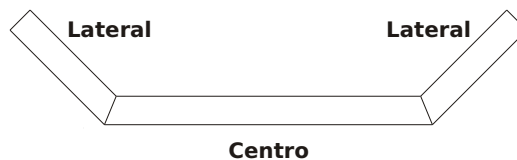
Ferragens

- Fecho Avião

Janela Bay Window



Janela Bay Window com 2 Folhas
de correr e laterais Pivoltantes



Vista superior Janela Bay Window


Janela Bay Window

- Janela típica da arquitetura inglesa, tem três faces que se projetam para fora do prumo da construção.


A janela do centro pode ser:
de correr, de abrir, guilhotina ou máximo-ar.
As janelas laterais podem ser:
pivoltantes, máximo-ar, de abrir ou guilhotina.

O ângulo das laterais pode ser variável.

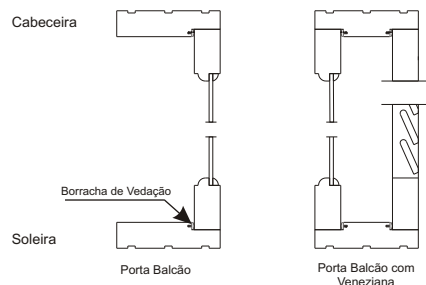
Porta Balcão



Porta Balcão Quadriculada em Arco com Veneziana



Porta Balcão Panorâmica Reta com Veneziana



Vista Lateral - Porta Balcão com vidro e veneziana

Porta Balcão

- A Porta Balcão pode ser fabricada com folhas de vidro e/ou com folhas de veneziana.
- Pode ser instalada tela tipo postigo sobre a folha de vidro


Itens Opcionais

- Vedação de borracha
- Tela tipo postigo


Ferragens

- Cremona Embutida
- Dobradiças com anel (canto reto ou redondo)

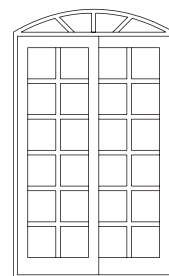
Porta de Correr



Porta de Correr Quadriculada



Porta de Correr Quadriculada com Veneziana



Porta de Correr Quadriculada com 2 Folhas

Porta de Correr

- A Porta de Correr pode ser fabricada com
- Folhas de Vidro de correr
 - Folhas de Veneziana de correr
 - Folhas de Tela de correr
 - Pode ser conjugada com folhas Pantográficas

Características

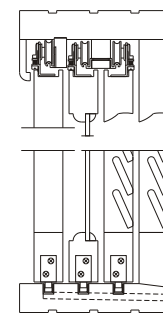
- Trilho Superior com roldanas com esferas
- Permite fácil regulagem das roldanas
- Amortecedor de borracha nas laterais

Itens Opcionais

- Vedação de borracha entre as folhas
- Roldanas com rolamento blindado
- Trilho inferior de alumínio com pino guia
- Trilho superior duplo de alumínio com roldana dupla (com esferas ou rolamento blindado)

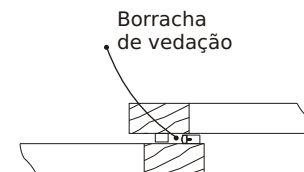
Ferragens

- Conchinha de latão
- Fechadura Bico de Papagaio
- Fechadura com chave bipartida
- Fecho concha (bate fecha)

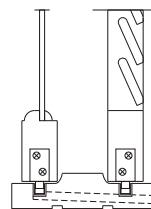
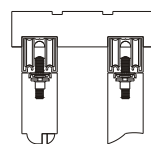



Vista superior
Detalhe da vedação
entre as folhas

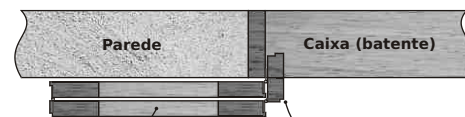
Vista Lateral
Porta de Correr com Vidro,
Veneziana e Tela



Porta Pantográfica



Vista Lateral -
Porta Pantográfica
(vidro e veneziana)



Folhas Pantográficas

Montante

Vista Superior

Detalhe da Pantográfica de Remontar
sobre a parede (aberta).

- Não ocupa espaço no interior do ambiente, pois as folhas ficam remontadas junto a parede.

pingadeira

Porta Pantográfica (sanfonada)

Pode ser fabricada com

- Folhas de Vidro Pantográfica
- Folhas de Veneziana Pantográfica
- Pode ser fabricada em conjunto com folhas de abrir ou correr

Características

- Trilho Superior duplo com roldana dupla com esferas
- Permite fácil regulagem das roldanas


Itens Opcionais

- Roldana dupla com rolamento blindado
- Trilho inferior de alumínio com pino guia
- Folha Pantográfica de remontar sobre a parede (as folhas não ocupam espaço no interior do ambiente)

Ferragens

Dobradiças com anel (canto reto ou redondo)
Cremona embutida (somente com folhas pantográficas)
Fecho lateral (usa em conjunto com folhas de correr)

Porta Camarão



Porta Camarão (sanfonada)

Tem o funcionamento parecido com o da Porta Pantográfica, porém é fabricada com apenas duas folhas. Muito utilizada para separar ambientes internos e em banheiros.

Ferragens

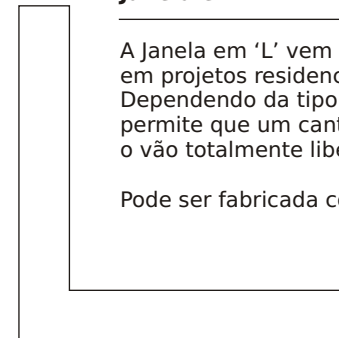
Dobradiças com anel (canto reto ou redondo) com ou sem puxador.
Kit Camarão com trilho de alumínio superior.

Janela em L


Janela em 'L'

A janela em 'L' vem sendo muito utilizada em projetos residenciais modernos. Dependendo da tipologia de abertura ela permite que um canto de parede fique com o vão totalmente liberado.


Pode ser fabricada com qualquer tipo de abertura.




Vista superior Janela em 'L'



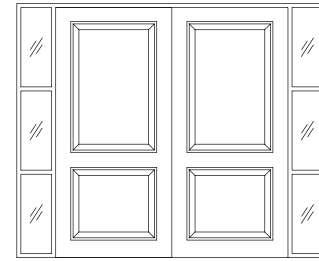
P - 100




P - 101



P - 102




P - 103




P - 104




P - 105




P - 110




P - 112



P - 113



P - 114



P - 115




P - 119




P - 120



P - 121



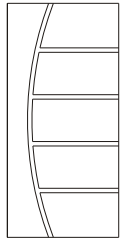
P - 124




PM - 310



PM - 311



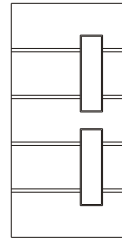
PM - 312



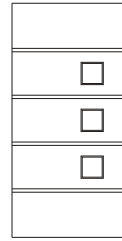
PM - 313



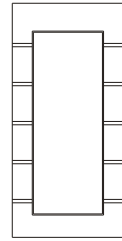
PM - 314



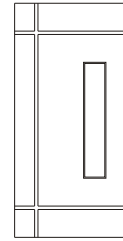
PM - 315



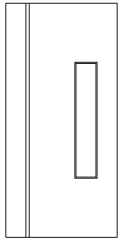
PM - 316



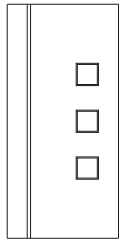
PM - 317



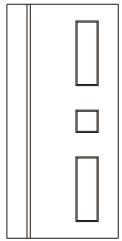
PM - 318



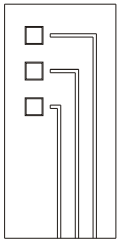
PM - 319



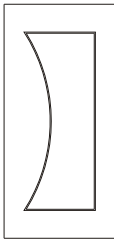
PM - 320



PM - 321



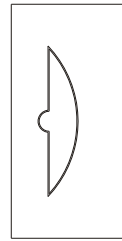
PM - 322



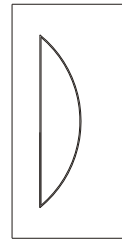
PM - 323



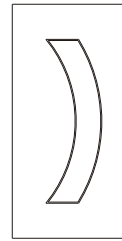
PM - 324



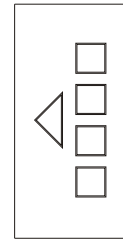
PM - 325



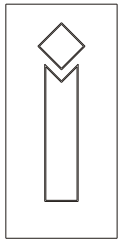
PM - 326



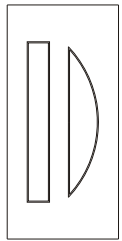
PM - 327



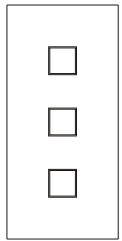
PM - 328




PM - 329



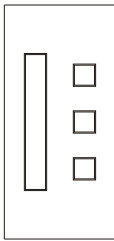
PM - 330



PM - 331



PM - 332



PM - 333




PM - 200




PM - 201



PM - 202




PM - 203




PM - 204



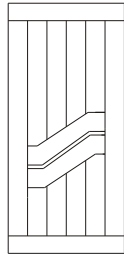
PM - 205




PM - 206



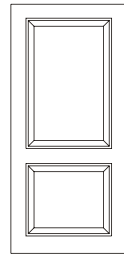
PM - 207



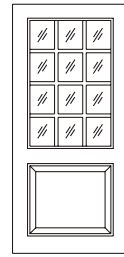
PM - 208



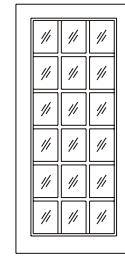
PM - 209



PM - 213



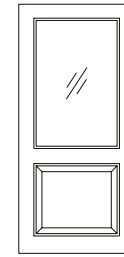
PM - 214



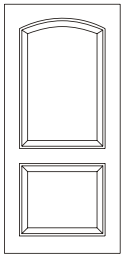
PM - 215




PM - 216



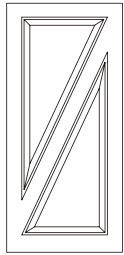
PM - 217



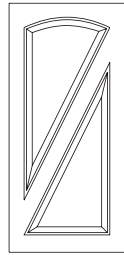
PM - 218



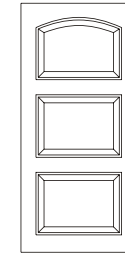
PM - 219



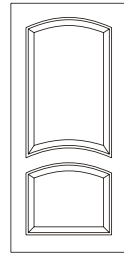
PM - 220



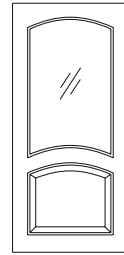
PM - 221



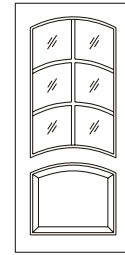
PM - 222




PM - 223



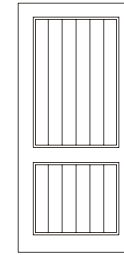
PM - 224



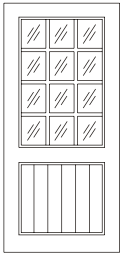
PM - 225




PM - 226



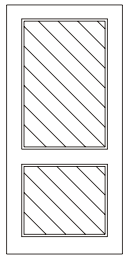
PM - 227



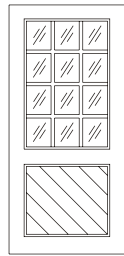
PM - 228



PM - 229




PM - 230



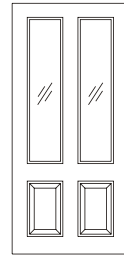
PM - 231




PM - 232



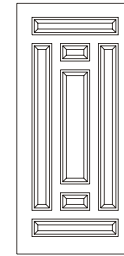
PM - 233



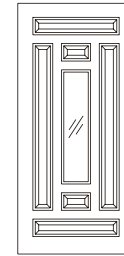
PM - 235




PM - 236



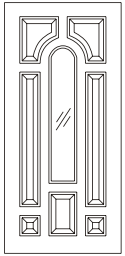
PM - 237




PM - 238



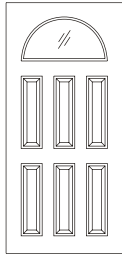
PM - 239




PM - 240




PM - 241



PM - 242



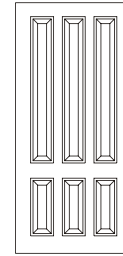
PM - 243



PM - 244



PM - 245



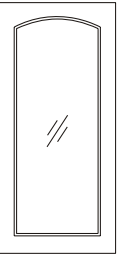
PM - 246




PM - 247



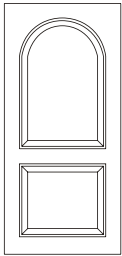
PM - 248



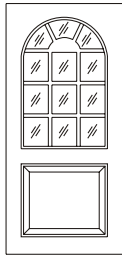
PM - 249




PM - 250




PM - 251



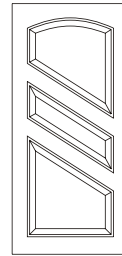
PM - 252



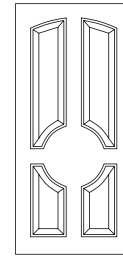
PM - 253



PM - 254



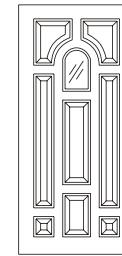
PM - 255




PM - 256



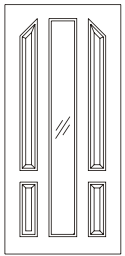
PM - 260



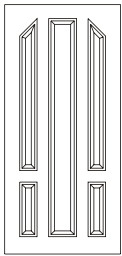
PM - 269




PM - 270




PM - 271



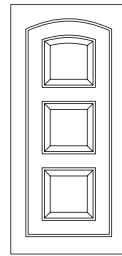
PM - 272




PM - 273



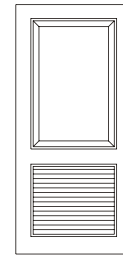
PM - 274



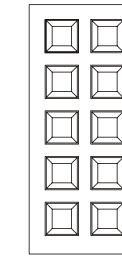
PM - 282




PM - 284



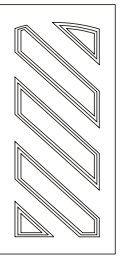
PM - 285



PM - 286



PM - 291



PM - 292